



IN-LINE AXIAL FANS

APPLICATION

Ideal for air-extraction in bathroom, toilet and small/medium premises.
Suitable to extract stale air directly to the outside or through short length ducting.

SPECIFICATION

Casing made of high quality ABS provides long lasting shock-proof and robust construction. The unit is finished in white RAL 9010 and are UV resistant.

Unique design winglet-type impeller, providing enhanced aerodynamic properties, low noise and increased efficiency.

Single-phase induction motors with integral thermal protection, mounted on sealed for life high quality sleeve bearings.
Suitable for continuous and intermittent running.

FEATURES & BENEFITS

IPX4 protection degree.

Low power consumption: 100mm model has less than 8 watts operating power consumption for energy saving.

Totally recyclable plastic components environmentally friendly.

Double insulated:
no earth connection is required.

Fixing foot: accessory on request.

Tested to the latest standards:
units are tested in the TÜV Rheinland recognised laboratory at Aerauliga, meaning accurate, up to date information on electrical safety, performance and noise level that can be relied upon. Designed and manufactured in accordance with EN60335-2-80 (Low Voltage Directive) and the EMC Directive (Electromagnetic Compatibility).

VERSIONS


Standard

The fan is operated via a separate ON/OFF switch or the light switch.

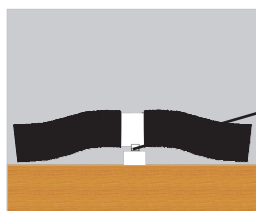
Run-on timer

The fan is equipped with a timer circuit adjustable from $\pm 1'$ to $25'$.
Operation: after switching off, the fan continues to run for the pre-set period of time.


Installation



direct exhaust

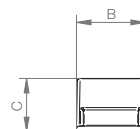
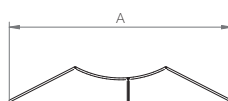


short lenght ducting




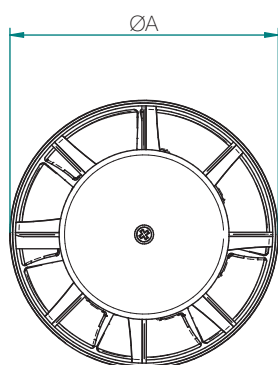
FF - FIXING FOOT

Fixing foot for QIN range, made of high quality ABS, shock-proof and UV resistant, RAL 9010 (on request).



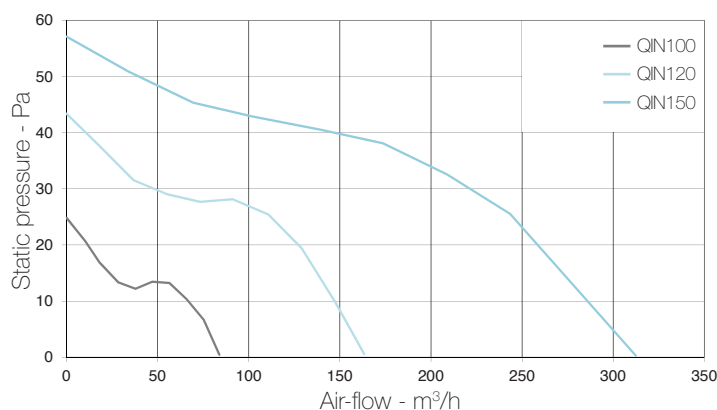
Model	FF100	FF120	FF150
A	115	165	165
B	25	25	25
C	19	28	28

Dimensions (mm) and Weight (kg)



Model	QIN100	QIN120	QIN150
ØA	99	119	148
B	80	90	100
Weight	0,37	0,51	0,83

Performance curve



Performances

Model	QIN100	QIN120	QIN150
Air-flow m³/h max	84	163	312
Static pressure Pa max	24	43	57
Power consumption W max	8	14	24
Sound pressure dB(A) @ 3m ⁽¹⁾	34	39	45
Ambient temperature °C max	50	50	50
Marking/Mark	CE	CE	CE

- 220-240V ~ 50/60Hz.
- air performance measured according to ISO 5801 a 230V 50Hz, air density 1,2Kg/m³.
- data measured in the TÜV Rheinland recognised laboratory in Aerauliga.
- (1) sound pressure level @ 3m in free field, for comparative purposes only.



Type Approved
Safety
Regular Production
Surveillance

www.tuv.com
ID 0217007721